













# How to draw dogs part 1

<p>1.</p>  <p>Draw a circle.</p>	<p>2. Draw a sausage for the body</p>  <p>Change the length and size to suit your pooch.</p>	<p>3. Draw rectangle for a muzzle</p>  <p>Change the length and size to suit your pooch.</p>
<p>4.</p>  <p>Connect the head and body</p>	<p>5. Draw two sausages for front legs.</p>  <p>Change the length and size to suit your pooch.</p>	<p>6. Draw an egg on the rump.</p> 
<p>7. Then add a little sausage.</p> 	<p>8. Repeat.</p> 	<p>9. Repeat.</p> 
<p>10.</p>  <p>What kind of tail?</p> <ul style="list-style-type: none"><li>Bob?</li><li>Pompom?</li><li>None!?</li></ul>	<p>11. Add the ears.</p>  <p>Are they...</p> <ul style="list-style-type: none"><li>Pointed?</li><li>Floppy?</li></ul>	<p>12. Add the eyes and mouth</p>  <p>Expressions...</p> <ul style="list-style-type: none"><li>Happy?</li><li>Sad?</li></ul>

## How to draw dogs part 2 - Clean up!

13. Start on the nose with your dark pencil.

14. What is the fur like on your dog's muzzle?

- smooth?
- shaggy?
- spikey?

15.

17. What kind of eyes does your dog have?

- Doe?
- Calm?
- Crazy?
- Droopy?

Maybe you can't see them through the fur?

18.

19. What kind of fur does your dog have on its ears?

- Scruffy?
- Curley?
- Bald?

20.

Add a collar or accessory

21.

- Studded collar
- Bow
- Bandanna

22. Start to clean the lines on his head and body

23. Try different lines for fur effects

24.

Clean up the tail and the front legs - add a little bump on each leg for a paw.

put the other two legs behind the body so they look like they are at the back.

25.

Add two little lines on each paw for toes!

Finished!